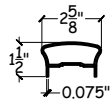
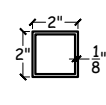


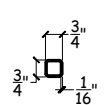
# ALUMINUM STAIR RAILING



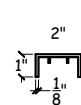
#1 TOP RAIL



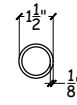
#2 POST



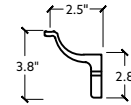
#3 PICKET



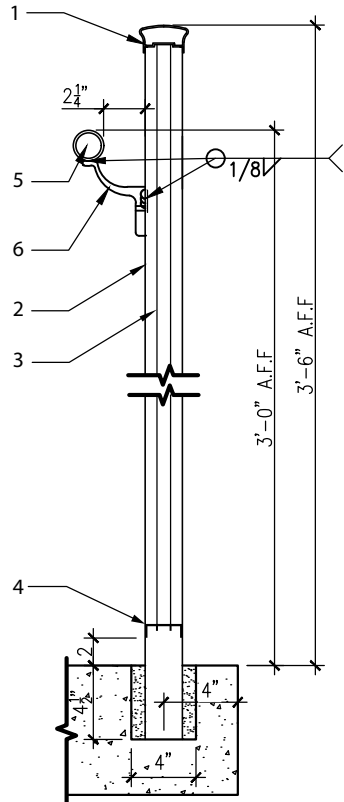
#4 WELD LEG  
CHANNEL



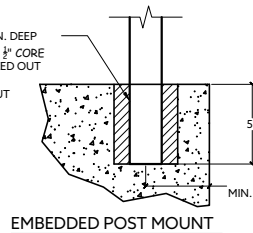
#5 HANDRAIL



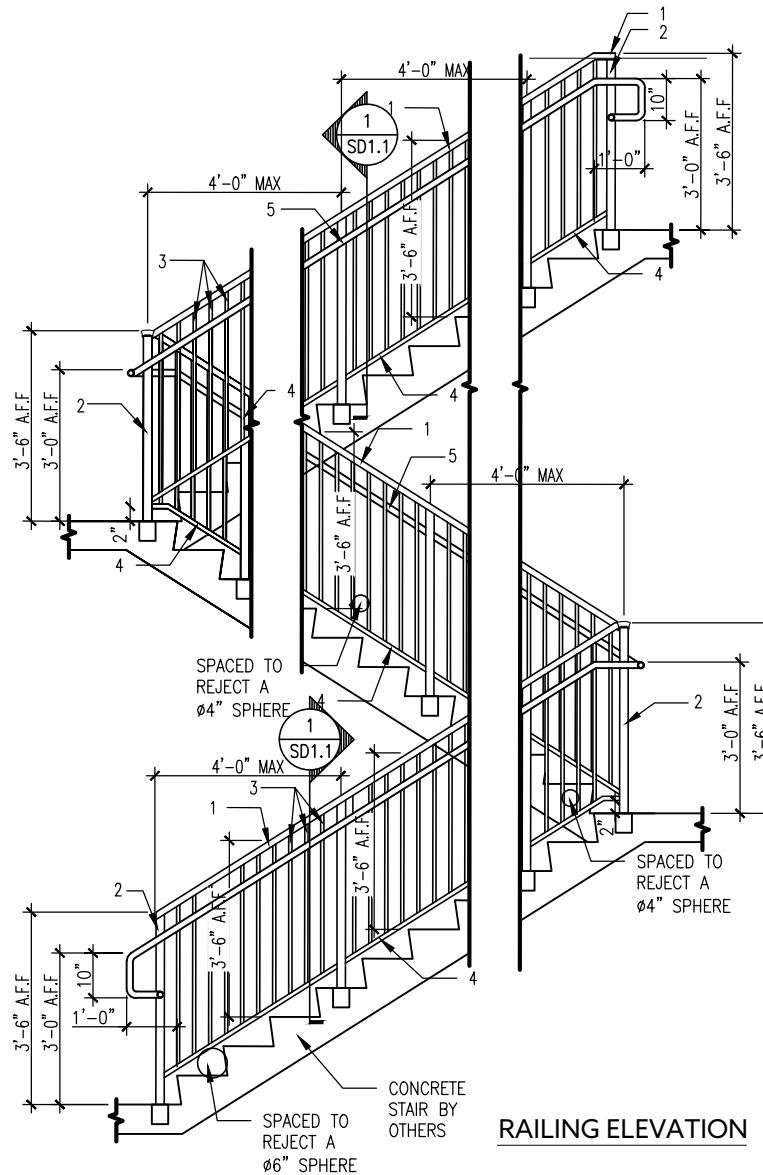
#6 BRACKET



POSTS TO BE 5" MIN. DEEP  
INTO CONC. IN Ø3 1/2" CORE  
DRILLED OR BLOCKED OUT  
HOLE & SET W/  
NON-SHRINK GROUT



EMBEDDED POST MOUNT



RAILING ELEVATION



**ALLIANCE**  
architectural products

## General Notes

No.	Revision/Issue	Date

1. MOUNTING PLATE & BRACKET  
SIZES, HOLES, & ANCHORS MAY  
VARY TO MEET ARCHITECTURAL  
& ENGINEERING REQUIREMENTS.



Drawn Standards	Sheet 1 OF 1
Date 6/5/24	
Scale N/A	